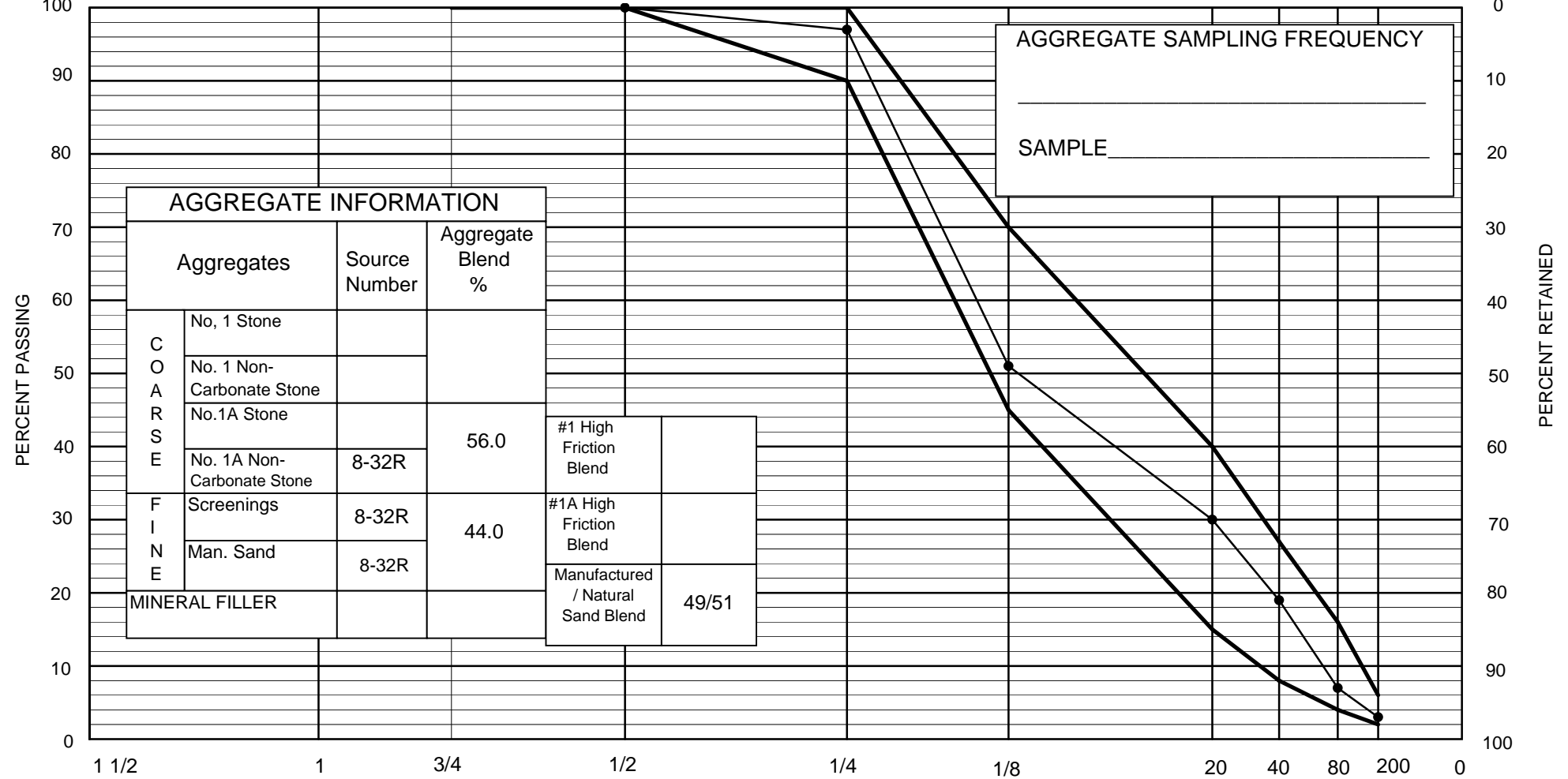


NEW YORK STATE
DEPARTMENT OF TRANSPORTATION
MATERIALS BUREAU
JOB MIX FORMULA

Facility No. _____ Formula No. _____
Plant _____ **Willets Point Asphalt** Region **11**
Plant Location **Flushing, NY**
Submitted **Willets Point Asphalt** Date **5/1/2009**

NYSOT TYPE 7, 7F, 7FX TOP COURSE (HIGH FRICTION)



U.S. STD. - SIZES RAISED TO 0.45 POWER

Sieve Size	1 1/2"	1"	3/4"	1/2"	1/4"	1/8"	No. 20	No. 40	No. 80	No. 200	Asphalt Content (Percent)
% Passing	1.General Limits										
	2.JMF Range										
	3.Target Value										

Asphalt Grade
AC 20 PG 64-22

Recommended for Approval by Regional Director _____
Approved by Director, Materials Bureau _____
Remarks: _____

Date: _____
Date: _____

**NEW YORK STATE
DEPARTMENT OF TRANSPORTATION
MATERIALS BUREAU
MARSHALL GRADATION ANALYSIS WORKSHEET**

REGION
ITEM
MIX TYPE
PRODUCER
LOCATION

11
7, 7F, 7FX
Willets Point Asphalt
Flushing, NY

NO. OF COMPOSITE/STOCKPILES AVERAGED 10

AGGREGATE INFORMATION					
AGGREGATES		SOURCE NUMBER	AGGREGATE BLEND %		
COARSE	No. 2 Stone				
	No. 1 Stone			# 1 High	
	No. 1 Non-Carbonate Stone			Friction Blend	
	No. 1A Stone			# 1A High	
	No. 1A Non-Carbonate Stone	8-32R	56.0	Friction Blend	
FINE	Screenings	8-32R	44.0	Manuf./ Nat. Sand	50/50
	Man. Sand	8-32R			
	R.A.P.		Blend		
MINERAL FILLER					

AVERAGE BIN BREAKDOWN

Sieve Size	BIN NO. 5		BIN 3/4" NO. 4		BIN 3/8" NO. 3		BIN 1/4" NO. 2		BIN composite NO. 1		MF	
	%		%		%		%		%		%	
	ret.	pass.	ret.	pass.	ret.	pass.	ret.	pass.	ret.	pass.	ret.	pass.
1 1/2"									-	100.0		
1"									0.0	100.0		
3/4"									0.0	100.0		
1/2"									0.0	100.0		
1/4"									2.7	97.3		
1/8"									46.0	51.3		
20									21.6	29.7		
40									11.2	18.5		
80									11.3	7.2		
200									4.2	3.0		
PAN			100.0	-	100.0	-	100.0	-	3.0	-	100.0	-
Totals			100.0	-	100.0	-	100.0	-	100.0	-	100.0	-

COMBINED AVERAGE GRADATION

BIN	% Batched	% PASSING SIEVE										
		1 1/2"	1"	3/4"	1/2"	1/4"	1/8"	20	40	80	200	
-	0.0											
3/4"	0.0	0.0	0.0	0.0	0.0	0.0	0.0	0.0	0.0	0.0	0.0	0.0
3/8"	0.0	0.0	0.0	0.0	0.0	0.0	0.0	0.0	0.0	0.0	0.0	0.0
1/4"	0.0	0.0	0.0	0.0	0.0	0.0	0.0	0.0	0.0	0.0	0.0	0.0
composite	100.0	100.0	100.0	100.0	100.0	97.3	51.3	29.7	18.5	7.2	3.0	
MF	0.0	0.0	0.0	0.0	0.0	0.0	0.0	0.0	0.0	0.0	0.0	0.0
TOTAL	100.0	100.0	100.0	100.0	100.0	97.3	51.3	29.7	18.5	7.2	3.0	
Specification Limits		100	100	100	100	90-100	45-70	15-40	8-27	4-16	2-6	

REMARKS _____

TESTED BY Willets Point Asphalt ON 5/1/2009

**COMBINED MARSHALL GRADATION
AT THE % ASPHALT CEMENT INDICATED**

% A.C.	AGGREGATE COMPONENT	% BATCH	GRAMS BATCH	WEIGHT RETAINED (GRAMS)										Total WGT. RET.
				1	3/4	1/2	1/4	1/8	20	40	80	200	Pan	
5.6	5	0.0	0.0	0.0	0.0	0.0	0.0	0.0	0.0	0.0	0.0	0.0	0.0	0.0
	4	0.0	0.0	0.0	0.0	0.0	0.0	0.0	0.0	0.0	0.0	0.0	0.0	0.0
	3	0.0	0.0	0.0	0.0	0.0	0.0	0.0	0.0	0.0	0.0	0.0	0.0	0.0
	2	0.0	0.0	0.0	0.0	0.0	0.0	0.0	0.0	0.0	0.0	0.0	0.0	0.0
	1	100.0	1132.8	0.0	0.0	0.0	30.6	521.1	244.7	126.9	128.0	0.0	81.5	1132.8
	MF	0.0	0.0	(Specimen wgt)= <u>1200</u> x <u>5.6</u> %A.C. = <u>67.2</u> gr. A.C.										
	Total	100.0	1132.8	(Specimen wgt)= <u>1200</u> - <u>67.2</u> gr. A.C. = <u>1132.8</u> gr. Aggregate										

% A.C.	AGGREGATE COMPONENT	% BATCH	GRAMS BATCH	WEIGHT RETAINED (GRAMS)										Total WGT. RET.
				1	3/4	1/2	1/4	1/8	20	40	80	200	Pan	
6.0	5	0.0	0.0	0.0	0.0	0.0	0.0	0.0	0.0	0.0	0.0	0.0	0.0	0.0
	4	0.0	0.0	0.0	0.0	0.0	0.0	0.0	0.0	0.0	0.0	0.0	0.0	0.0
	3	0.0	0.0	0.0	0.0	0.0	0.0	0.0	0.0	0.0	0.0	0.0	0.0	0.0
	2	0.0	0.0	0.0	0.0	0.0	0.0	0.0	0.0	0.0	0.0	0.0	0.0	0.0
	1	100.0	1128.0	0.0	0.0	0.0	30.5	518.9	243.6	126.3	127.5	0.0	81.2	1128.0
	MF	0.0	0.0	(Specimen wgt)= <u>1200</u> x <u>6.0</u> %A.C. = <u>72.0</u> gr. A.C.										
	Total	100.0	1128.0	(Specimen wgt)= <u>1200</u> - <u>72.0</u> gr. A.C. = <u>1128.0</u> gr. Aggregate										

% A.C.	AGGREGATE COMPONENT	% BATCH	GRAMS BATCH	WEIGHT RETAINED (GRAMS)										Total WGT. RET.
				1	3/4	1/2	1/4	1/8	20	40	80	200	Pan	
6.4	5	0.0	0.0	0.0	0.0	0.0	0.0	0.0	0.0	0.0	0.0	0.0	0.0	0.0
	4	0.0	0.0	0.0	0.0	0.0	0.0	0.0	0.0	0.0	0.0	0.0	0.0	0.0
	3	0.0	0.0	0.0	0.0	0.0	0.0	0.0	0.0	0.0	0.0	0.0	0.0	0.0
	2	0.0	0.0	0.0	0.0	0.0	0.0	0.0	0.0	0.0	0.0	0.0	0.0	0.0
	1	100.0	1123.2	0.0	0.0	0.0	30.3	516.7	242.6	125.8	126.9	0.0	80.9	1123.2
	MF	0.0	0.0	(Specimen wgt)= <u>1200</u> x <u>6.4</u> %A.C. = <u>76.8</u> gr. A.C.										
	Total	100.0	1123.2	(Specimen wgt)= <u>1200</u> - <u>76.8</u> gr. A.C. = <u>1123.2</u> gr. Aggregate										

% A.C.	AGGREGATE COMPONENT	% BATCH	GRAMS BATCH	WEIGHT RETAINED (GRAMS)										Total WGT. RET.
				1	3/4	1/2	1/4	1/8	20	40	80	200	Pan	
6.8	5	0.0	0.0	0.0	0.0	0.0	0.0	0.0	0.0	0.0	0.0	0.0	0.0	0.0
	4	0.0	0.0	0.0	0.0	0.0	0.0	0.0	0.0	0.0	0.0	0.0	0.0	0.0
	3	0.0	0.0	0.0	0.0	0.0	0.0	0.0	0.0	0.0	0.0	0.0	0.0	0.0
	2	0.0	0.0	0.0	0.0	0.0	0.0	0.0	0.0	0.0	0.0	0.0	0.0	0.0
	1	100.0	1118.4	0.0	0.0	0.0	30.2	514.5	241.6	125.3	126.4	0.0	80.4	1118.4
	MF	0.0	0.0	(Specimen wgt)= <u>1200</u> x <u>6.8</u> %A.C. = <u>81.6</u> gr. A.C.										
	Total	100.0	1118.4	(Specimen wgt)= <u>1200</u> - <u>81.6</u> gr. A.C. = <u>1118.4</u> gr. Aggregate										

% A.C.	AGGREGATE COMPONENT	% BATCH	GRAMS BATCH	WEIGHT RETAINED (GRAMS)										Total WGT. RET.
				1	3/4	1/2	1/4	1/8	20	40	80	200	Pan	
7.2	5	0.0	0.0	0.0	0.0	0.0	0.0	0.0	0.0	0.0	0.0	0.0	0.0	0.0
	4	0.0	0.0	0.0	0.0	0.0	0.0	0.0	0.0	0.0	0.0	0.0	0.0	0.0
	3	0.0	0.0	0.0	0.0	0.0	0.0	0.0	0.0	0.0	0.0	0.0	0.0	0.0
	2	0.0	0.0	0.0	0.0	0.0	0.0	0.0	0.0	0.0	0.0	0.0	0.0	0.0
	1	100.0	1113.6	0.0	0.0	0.0	30.1	512.3	240.5	124.7	125.8	0.0	80.2	1113.6
	MF	0.0	0.0	(Specimen wgt)= <u>1200</u> x <u>7.2</u> %A.C. = <u>86.4</u> gr. A.C.										
	Total	100.0	1113.6	(Specimen wgt)= <u>1200</u> - <u>86.4</u> gr. A.C. = <u>1113.6</u> gr. Aggregate										

**NEW YORK STATE
DEPARTMENT OF TRANSPORTATION
MATERIALS BUREAU**

**COMPUTATION OF MARSHALL
MIX PROPERTIES**

ITEM _____

REGION 11MIX TYPE 7, 7F, 7FX

PRODUCER _____

Willets Point Asphalt

LOCATION _____

Flushing, NY

Specimen	Asphalt Content	Weight - Grams			Volume CC	Bulk Specific Gravity Gmb	Unit Wt. lb/cu. Ft.	Stability - Lbs.			Flow 0.01 in	Marshall Quotient lb/0.01 in.
		In Air	In Water	S.S.D.				Measured	Correction Factor	Corrected		
a	b	c	d	e	f	g	h	i	j	k	l	m
					e-d	c/f	g*62.4					k/l
A		1202.2	704.4	1204.0	499.6	2.406		1650	1.04	1716	6.5	
B		1214.7	708.9	1215.9	507.0	2.396		1500	1.04	1560	7.5	
C		1210.6	707.9	1212.2	504.3	2.401		1525	1.04	1586	9.0	
AVG.	5.6					2.401	149.8			1621	7.7	211
A		1208.7	707.8	1210.0	502.2	2.407		1850	1.04	1924	10.0	
B		1205.9	706.4	1206.7	500.3	2.410		1700	1.04	1768	10.0	
C		1198.7	701.5	1200.1	498.6	2.404		1725	1.04	1794	9.0	
AVG.	6.0					2.407	150.2			1829	9.7	189
A		1200.6	704.3	1201.4	497.1	2.415		1990	1.04	2070	11.0	
B		1194.5	700.1	1195.4	495.3	2.412		1750	1.09	1908	12.0	
C		1196.0	699.1	1196.8	497.7	2.403		1730	1.04	1799	10.0	
AVG.	6.4					2.410	150.4			1926	11.0	175
A		1197.0	701.0	1197.9	496.9	2.409		1700	1.04	1768	13.0	
B		1206.2	706.8	1207.0	500.2	2.411		1875	1.04	1950	13.5	
C		1201.5	702.2	1202.0	499.8	2.404		1700	1.04	1768	13.5	
AVG.	6.8					2.408	150.3			1829	13.3	138
A		1199.9	700.6	1200.6	500.0	2.400		1575	1.04	1638	17.0	
B		1207.4	704.6	1208.1	503.5	2.398		1550	1.04	1612	16.5	
C		1211.6	710.5	1212.0	501.5	2.416		1700	1.04	1768	15.5	
AVG.	7.2					2.405	150.1			1673	16.3	103

PREPARED BY _____

Willets Point Asphalt

DATE _____

5/1/2009

BR 76 M (12/94)

**NEW YORK STATE
DEPARTMENT OF TRANSPORTATION
MATERIALS BUREAU**

MIX TYPE 7, 7F, 7FX REGION 11

PRODUCER Willets Point Asphalt

LOCATION Flushing, NY

**MAXIMUM SPECIFIC GRAVITY OF HOT MIX ASPHALT
AASHTO T209**

- Gmm** = Maximum Specific Gravity of Hot Mix Asphalt
- A** = Weight of sample in air (grams)
- D** = Weight of pycnometer filled with airless water at 25 C (grams)
- E** = Weight of pycnometer filled with water and sample at 25 C (grams)
- Gmm** = $\frac{A}{A+D-E}$

ASPHALT CONTENT	5.6 %		6.0 %		6.4 %		6.8 %		7.2 %	
	1	2	1	2	1	2	1	2	1	2
A	1307.6	1393.6	1196.8	1255.7	1879.1	1841.1	1279.6	1347.2	1408.7	1312.7
D	7414.0	7414.0	7414.0	7414.0	7414.0	7414.0	7414.0	7414.0	7414.0	7417.0
E	8205.7	8257.4	8133.0	8172.9	8540.8	8516.7	8179.8	8220.3	8253.8	8195.2
A+D-E	515.9	550.2	477.8	496.8	752.3	738.4	513.8	540.9	568.9	534.5
Gmm	2.535	2.533	2.505	2.528	2.498	2.493	2.490	2.491	2.476	2.456
Average Gmm	2.534		2.517		2.496		2.491		2.466	

TESTED BY Willets Point Asphalt ON 5/1/2009

NEW YORK STATE
DEPARTMENT OF TRANSPORTATION
MATERIALS BUREAU

ITEM _____ REGION 11
MIX TYPE 7, 7F, 7FX
PRODUCER Willets Point Asphalt
LOCATION Flushing, NY
COMPACTION 50 BLOWS PER SIDE

WORKSHEET FOR ANALYSIS OF
COMPACTED PAVING MIXTURE

(Analysis by weight of total mixture)
COMPOSITION OF PAVING MIXTURE

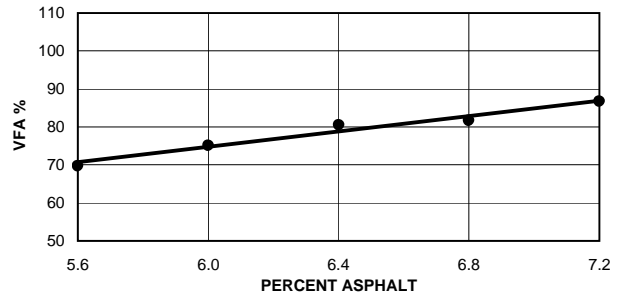
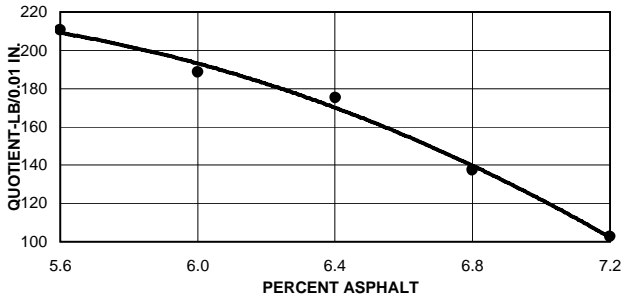
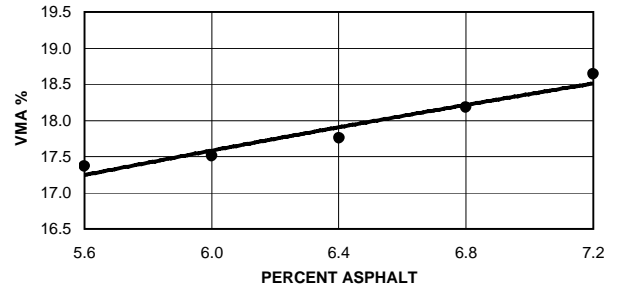
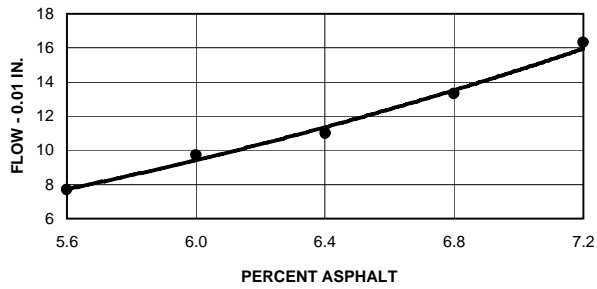
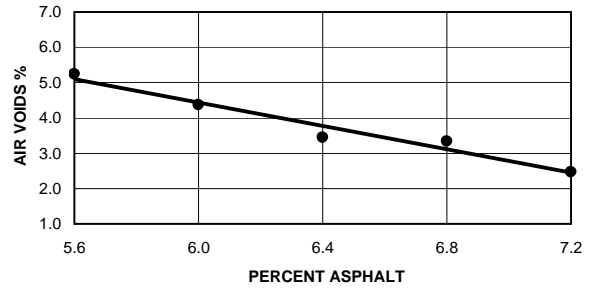
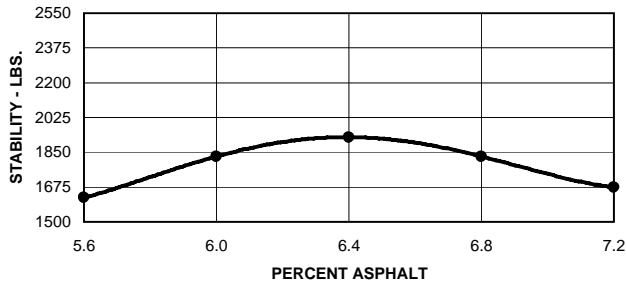
CONSTITUENT MATERIAL		NYS DOT	Specific Gravity		Mix Composition, % by weight of Total Mix, P						
			Source Number	Apparent	Bulk	Region Verification	Mix or Trial Number				
		1					2	3	4	5	
CA	No. 2 Stone				P1						
	No. 1 Stone				P2						
	No. 1 Non-Carbonate Stone				P3						
	No. 1A Stone				P4						
	No. 1A Non-Carbonate Stone	8-32R	2.801	2.768	P5	52.86	52.64	52.42	52.19	51.97	
FA	Screenings	8-32R	2.900	2.810	P6	20.77	20.68	20.59	20.51	20.42	
	Manufactured Sand	8-32R	2.653	2.620	P7	20.77	20.68	20.59	20.51	20.42	
	R.A.P.				P8						
MINERAL FILLER					P9	0.00	0.00	0.00	0.00	0.00	
TOTAL AGGREGATE					Ps	94.4	94.0	93.6	93.2	92.8	
ASPHALT CEMENT @ 25 C				1.020	PB	5.6	6.0	6.4	6.8	7.2	
Gmm	Max Sp. Gr. of Paving Mix (AASHTO T209)						2.534	2.517	2.496	2.491	2.466
Gmb	Bulk Sp. Gr. of compacted mix (AASHTO T166)						2.401	2.407	2.410	2.408	2.405
Gsb	Bulk Sp. Gr. of total aggregate*						2.743	2.743	2.743	2.743	2.743
Gse	Effective Sp. Gr. of total aggregate*						2.779	2.777	2.770	2.784	2.771
Gsa	Apparent Sp. Gr. of total aggregate						2.788	2.788	2.788	2.788	2.788
VMA	100 - (Gmb x Ps/Gsb)						17.37	17.51	17.76	18.18	18.64
Pa	Pa = 100[(Gmm - Gmb)/Gmm]						5.25	4.37	3.45	3.33	2.47
VFA	VFA = 100 [(VMA - Pa)/VMA]						69.78	75.04	80.57	81.68	86.75
Pbe	Effective Asphalt Content = Gb(VMA - Pa)/Gmb						5.15	5.57	6.06	6.29	6.86
	Stability (CORRECTED)						1621	1829	1926	1829	1673
	Flow						7.7	9.7	11.0	13.3	16.3
	Marshall Quotient = Stability(corrected)/Flow						211	189	175	138	103
	Unit Weight						149.8	150.2	150.4	150.3	150.1

* EQUATIONS FROM CHAPTER V, SECTION E, NY MATERIALS METHOD 5.13

Prepared By Willets Point Asphalt

On 5/1/2009

MARSHALL TEST PROPERTY CURVES AND RANGE DATA



COMMON OVERLAP RANGE 5.6-6.4
 MID POINT 6.0
 (OPTIMUM AC CONTENT) 6.0

SUBMITTED BY Willets Point Asphalt
 DATE 5/1/2009

VALUES AT OPTIMUM AC CONTENT

PROPERTY	STABILITY	FLOW	QUOTIENT	AIR VOIDS	VMA	VFA
SPECIFICATION	1500 min.	8.0 min	150 min	3.0-5.0	15.5 min.	-
ACTUAL	1829	9.7	188.6	3.8	17.5	-